

# English

## Years 5 & 6

### Summer Term Weeks 1 & 2



The  
**Coombes**  
CE Primary School

**Unit focus:** the aim of this unit of learning is to write a narrative (story) based of the video 'The Lighthouse' located on the following website

<https://www.literacyshed.com/the-lighthouse.html> We will also be focusing on the use of relative clauses in our sentences as well as writing in first person (I) and third person (he, she, it).

*Credit @www.literacyshed.com*

### **Unit Learning Objectives:**

**L.O.: To use relative clauses in sentences**

**L.O.: To write an opening to a narrative**

**L.O.: To write a setting description**



# Lesson 3

## L.O.: To write a setting description

**I can write a setting description.**

**I can also use a variety of sentence styles.**

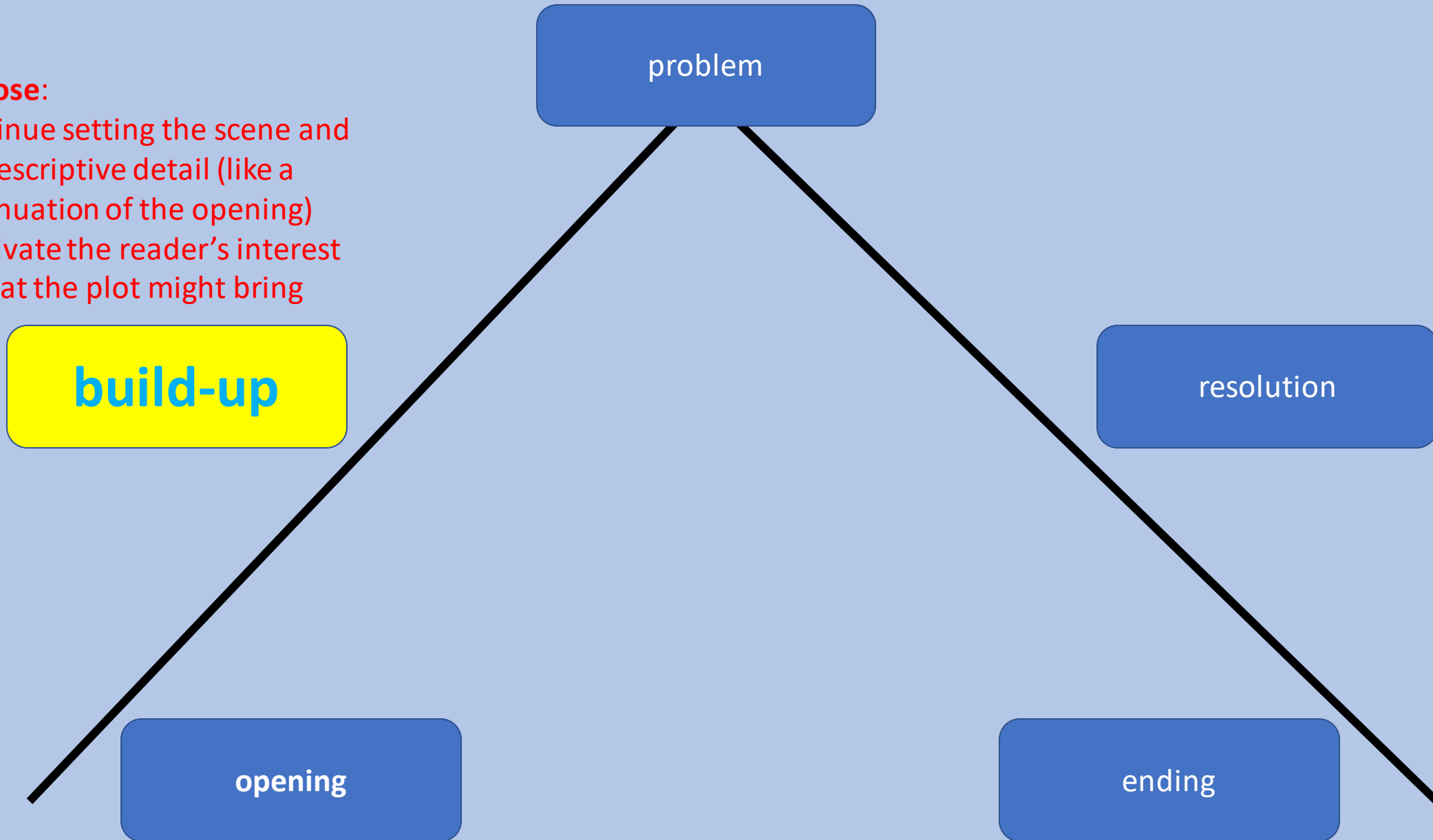
**I can even make selections based on the impact on the reader.**



# The Story Mountain Basic Structure

**Purpose:**


- continue setting the scene and the descriptive detail (like a continuation of the opening)
- captivate the reader's interest in what the plot might bring



We are going to begin by gathering ideas which we could use in our second paragraph to help us retell this story focussing on describing the setting in more detail.

Watch the film clip <https://www.literacyshed.com/the-lighthouse.html> up until 0m56s.

What else did you notice about the man and the setting?



Watch the film clip <https://www.literacyshed.com/the-lighthouse.html>  
again up until 0m56s.

What does the lighthouse keeper feel about the people outside? Why do you think this?

Why is this in the clip? How does it make you feel about the man and the cheering people?

What time of year could it be? Why?



**Look at this image of a village at night. Let's complete a 4, 3, 2, 1 of ideas!**

Write:

*4 expanded noun phrases*

*3 prepositional phrases*

*2 short snappy sentences*

*1 sentence including a relative clause*



## 4 Expanded noun phrases

*Bare, sinuous trees awaited their springtime leaves.*

*Amber lights shone from friendly windows and inside noisy revellers danced and cheered.*

*The narrow walkways and paths were bathed in the pale light of a milky moon.*

*Houses of all sizes dotted the grassy clifftop.*

## 3 Preposition phrases

*High above the village, at the edge of the cliff, sat the Briar's Rock lighthouse.*

*The light danced over the rooftop; the darkness was no match for its strength.*

*Beyond the cliffs, the restless sea gurgled and churned.*

## 2 Short snappy sentences (no more than 4 words)

*Light swept the village.*

*The villagers cheered.*

## 1 Sentence including a relative clause

*The lighthouse, which didn't benefit from the same warm glow of the beam, stood stoically in the near darkness.*






*Watch the film clip again if you need more of your own ideas or simplify the process by using 3, 2, 1 ideas for the setting description for the film clip.*

Now we have our 4, 3, 2, 1 ideas, how can we weave them together to make a setting description? It would be too much to use all of the ideas, so which ones shall we select for the best impact on the reader?


**Look at the next slide for a way of how this could be done.**



High above the village, at the edge of the cliff, sat the Briar's Rock lighthouse. Its bright light danced over the rooftops and out to sea; the darkness was no match for its strength. In the village, the narrow walkways and paths were bathed in the pale light of a milky moon and bare, sinuous trees awaited their springtime leaves. Amber lights shone from friendly windows and inside noisy revellers danced and applauded. Houses of all sizes dotted the grassy clifftop, and beyond the cliffs and the pretty, little village, the restless sea gurgled and churned.

Light swept the village. The villagers cheered. Light swept the village. More applause.

The lighthouse, which didn't benefit from the same warm glow of the beam, or the same cheeriness of the village, stood stoically watching in the near darkness.



# Task:

Write your second paragraph describing the setting in greater detail.

Weave your 4, 3, 2, 1 ideas together to form this paragraph.

Hint: *Make sure you reread your first paragraph before you begin writing so that you make sure your writing flows together.*



# Plenary:

Read your paragraph out loud to yourself (or a parent) to check that it makes sense to the audience. Make any changes as necessary when you notice them so that you edit and improve your writing at the same time.



# Reflection:

## Lesson 3

### L.O.: To write a setting description

I can write a setting description.

I can also use a variety of sentence styles.

I can even make selections based on the impact on the reader.

