


Name : _____


Multiple Turn: Clockwise & Counterclockwise

Sheet 1


- 1) Turn the shape a quarter turn clockwise, then a half turn counterclockwise, then a quarter turn clockwise.




- 2) Turn the shape a half turn counterclockwise, then a quarter turn clockwise, then a half turn clockwise.



- 3) Turn the shape a quarter turn counterclockwise, then a half turn clockwise, then a quarter turn counterclockwise.



- 4) Turn the shape a half turn clockwise, then a quarter turn counterclockwise, then a half turn counterclockwise.

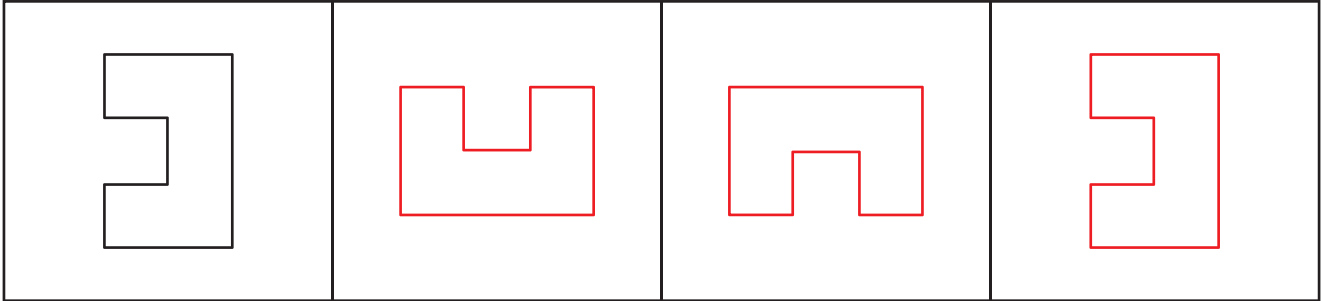


Name : _____

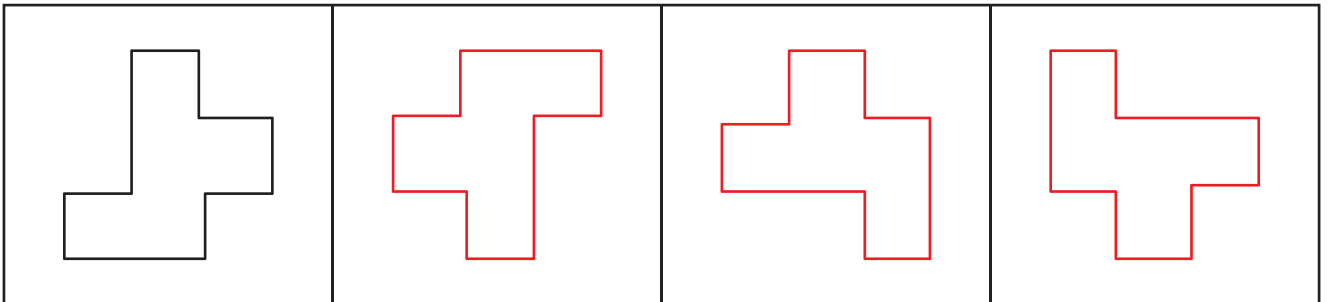
Answer key

Multiple Turn: Clockwise & Counterclockwise

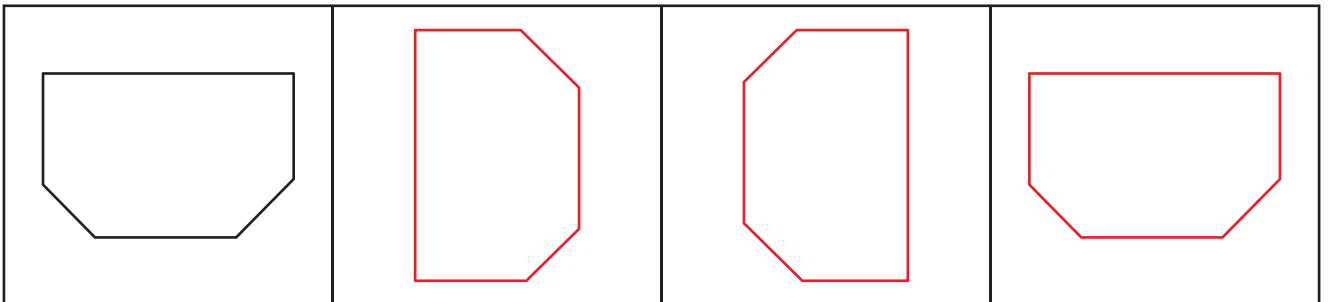
- 1) Turn the shape a quarter turn clockwise, then a half turn counterclockwise, then a quarter turn clockwise.



- 2) Turn the shape a half turn counterclockwise, then a quarter turn clockwise, then a half turn clockwise.



- 3) Turn the shape a quarter turn counterclockwise, then a half turn clockwise, then a quarter turn counterclockwise.



- 4) Turn the shape a half turn clockwise, then a quarter turn counterclockwise, then a half turn counterclockwise.

