

Name : \_\_\_\_\_




Score : \_\_\_\_\_

# Tally-Bakery

Sheet 1

Kayla and her friends bought some donuts, cupcakes and breads. Draw tally marks to show the number of items in each kind and answer the questions.







Bakery Items	Tally Marks
 Bread	
 Donut	
 Cupcake	

- 1) Which item is the fewest in number? \_\_\_\_\_
- 2) How many more donuts did they buy than cupcakes? \_\_\_\_\_
- 3) Which item counts more than 8? \_\_\_\_\_
- 4) How many items are there in all? \_\_\_\_\_

# Tally-Vehicles

Draw tally marks to show the number of vehicles in each kind and answer the questions.



Vehicles	Tally Marks
 <p>Bus</p>	
 <p>Car</p>	
 <p>Motorcycle</p>	

1) Which vehicle is the fewest in number? \_\_\_\_\_

2) Which vehicle counts more than 6? \_\_\_\_\_

3) How many more cars are there than buses? \_\_\_\_\_

4) How many four-wheelers are there? \_\_\_\_\_


Name : \_\_\_\_\_




Score : \_\_\_\_\_

# Tally-Pond Animals

Sheet 3

Draw tally marks to show the number of pond animals in each kind and answer the questions.



Pond Animals		Tally Marks
	Fish	
	Duck	
	Frog	

1) How many more fish than ducks? \_\_\_\_\_

2) Which kind is the most in number? \_\_\_\_\_





3) How many fewer ducks than frogs? \_\_\_\_\_

4) How many pond animals are there? \_\_\_\_\_

*Weekend Sale*

Sheet 1

Lisa is a small-time entrepreneur; she sells burger, pizza, hot dog and fried chicken. The tally chart shows how many of each kind were sold during the weekends. Use the information from the tally chart to answer the questions.

Food Items		Tally Marks
 Burger		
 Pizza		
 Fried Chicken		
 Hot Dog		

1) How many burgers were sold? \_\_\_\_\_

2) Which item was sold the most? \_\_\_\_\_

3) How many more fried chickens were sold than hot dogs? \_\_\_\_\_









4) Which item was sold the least? \_\_\_\_\_

5) How many items were sold in all? \_\_\_\_\_

**Furniture Showroom**

Sheet 2

James visited furniture showroom and saw a tally chart with the information about availability of different kinds of furniture. Answer the questions using tally chart.

Furniture	Tally Marks
 <p>Sofa</p>	
 <p>Chair</p>	
 <p>Cot</p>	
 <p>Table</p>	

1) How many sofas are there? \_\_\_\_\_

2) How many cots are there? \_\_\_\_\_

3) How many more chairs are there than tables? \_\_\_\_\_









4) Which kind is the most available furniture? \_\_\_\_\_

5) How many furniture are there in total? \_\_\_\_\_

## TRIP TO ZOO

Sheet 3

Mrs. Maria's class went on a field trip to the zoo. She asked the kids to vote for their favorite animal and recorded the results in a tally chart. Use the tally chart to answer the questions.

Animals	Tally Marks
 <p>Tiger</p>	
 <p>Giraffe</p>	
 <p>Elephant</p>	
 <p>Deer</p>	

1) Which animal was favorite for 11 kids?

\_\_\_\_\_

2) How many more kids voted for tigers than deers?

\_\_\_\_\_

3) Were there animals with equal votes?  
If yes, name the animals.

\_\_\_\_\_

4) Which animal was most popular?

\_\_\_\_\_

5) How many kids voted in all?

\_\_\_\_\_

Name : \_\_\_\_\_

Score : \_\_\_\_\_


# Answer Key

## Tally-Bakery

Sheet 1

Kayla and her friends bought some donuts, cupcakes and breads. Draw tally marks to show the number of items in each kind and answer the questions.



Bakery Items		Tally Marks
	Bread	
	Donut	
	Cupcake	

1) Which item is the fewest in number?

**bread**

2) How many more donuts did they buy than cupcakes?

**4**

3) Which item counts more than 8?

**donut**


4) How many items are there in all?




**23**

## Answer Key

# Tally-Vehicles

Draw tally marks to show the number of vehicles in each kind and answer the questions.



Vehicles	Tally Marks
 Bus	
 Car	<del>    </del>
 Motorcycle	<del>    </del>

1) Which vehicle is the fewest in number?

**bus**

2) Which vehicle counts more than 6?

**motorcycle**

3) How many more cars are there than buses?

**3**

4) How many four-wheelers are there?

**9**




Name : \_\_\_\_\_




Score : \_\_\_\_\_

**Answer Key****Tally-Pond Animals**

Sheet 3

Draw tally marks to show the number of pond animals in each kind and answer the questions.



Pond Animals		Tally Marks
	Fish	<del>    </del> <del>    </del>
	Duck	
	Frog	<del>    </del>

1) How many more fish than ducks?

**8**

2) Which kind is the most in number?

**fish**

3) How many fewer ducks than frogs?

**5**





4) How many pond animals are there?

**25**

**Weekend Sale**

Sheet 1

Lisa is a small-time entrepreneur; she sells burger, pizza, hot dog and fried chicken. The tally chart shows how many of each kind were sold during the weekends. Use the information from the tally chart to answer the questions.

Food Items	Tally Marks
 Burger	
 Pizza	
 Fried Chicken	
 Hot Dog	

1) How many burgers were sold?

**16**

2) Which item was sold the most?

**pizza**

3) How many more fried chickens were sold than hot dogs?

**4**

4) Which item was sold the least?

**hot dog**




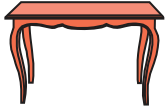
5) How many items were sold in all?

**60**

**Furniture Showroom**

Sheet 2

James visited furniture showroom and saw a tally chart with the information about availability of different kinds of furniture. Answer the questions using tally chart.

Furniture		Tally Marks
	Sofa	
	Chair	
	Cot	
	Table	

1) How many sofas are there?

**9**

2) How many cots are there?

**6**

3) How many more chairs are there than tables?

**3**

4) Which kind is the most available furniture?









**chair**

5) How many furniture are there in total?

**46**

**TRIP TO ZOO**

Mrs. Maria's class went on a field trip to the zoo. She asked the kids to vote for their favorite animal and recorded the results in a tally chart. Use the tally chart to answer the questions.

Animals	Tally Marks
 <p>Tiger</p>	
 <p>Giraffe</p>	
 <p>Elephant</p>	
 <p>Deer</p>	

1) Which animal was favorite for 11 kids?

**deer**

2) How many more kids voted for tigers than deers?

**4**

3) Were there animals with equal votes?  
If yes, name the animals.

**Yes, giraffe and elephant**

4) Which animal was most popular?

**tiger**

5) How many kids voted in all?

**40**