


# Year 1 Phonics Screening Check

Parent Information



# Outcomes


- What is phonics?
- What is the phonics screening check?
- What happens during the check?
- What happens after the check?
- How can you help at home?

2022 national curriculum assessments


## Key stage 1

### Phonics screening check

Pupils' materials



**Read Write Inc.**  
Phonics



# What is phonics?



Phonics is a method of teaching that enables individuals to learn to read. Through Phonics teaching, children will be taught how to:

- Recognise the sounds that each individual letter makes
- Identify the sounds that different combinations of letters (digraphs / split digraphs / trigraphs) make e.g. 'ay' 'a-e' and 'igh'
- Blend these sounds together from left to right to make a word
- Use this knowledge to segment and blend new words that they hear or see, including pseudo (alien) words



shop

waib

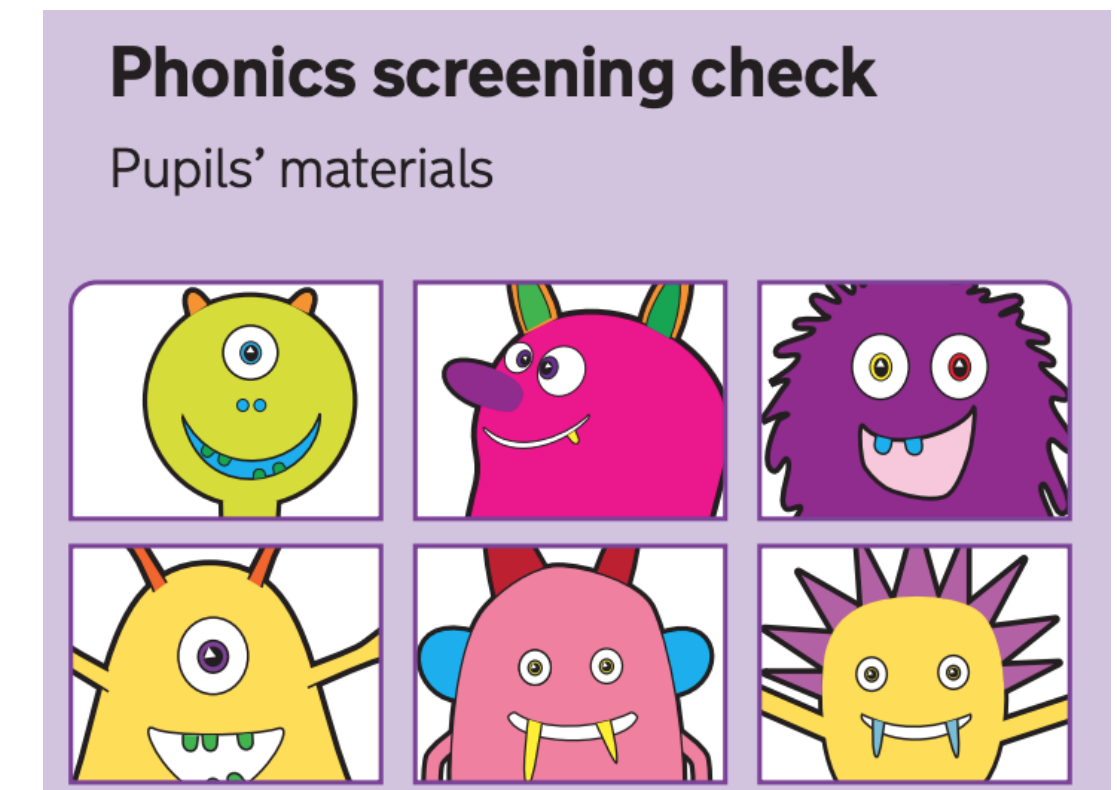




# What is the phonics screening check?

<https://home.oxfordowl.co.uk/year-1-phonics-screening-check/>

- Statutory assessment for all Year 1 pupils (and Year 2 pupils who have not yet passed the check)
- It is designed to give teachers and parents information on how your child is progressing in phonics.
- It will help to identify whether your child needs additional support at this stage so that they do not fall behind in this vital early reading skill.
- It is an informal test of 40 words (real and pseudo words) and takes about 5-10 minutes to complete.
- Results are shared with the local authority but are not published.



# A Closer Look


<https://www.gov.uk/government/collections/national-curriculum-assessments-practice-materials#phonics-screening-check-resources>

2022 national curriculum assessments

## Key stage 1

### Phonics screening check


Pupils' materials



barp



chell



twig

flick

1. Look for special friends
2. Sound buttons
3. FRED talk
4. Read the word




<https://www.gov.uk/government/publications/phonics-screening-check-sample-materials-and-training-video>

# What happens after the test?

- By the end of the summer term schools must report results of the check to parents
- Children who do not achieve the expected level will retake the test when they are in Year 2
- Results will be used by teachers to support children in their Phonics and Reading

Please remember that all children are individuals and progress at different rates. It is not about passing or failing but checking progress is being made at age related expectations.

If children do not reach the required standard, then additional phonics support will be put into place and the children will have the opportunity to retake the test the next academic year.





# How can you support

- Practice past papers
- Use the school approach to phonics
- Play phonics games e.g. phonics play
- Continue to read books at home to build up fluency

## Websites:

Past papers - <https://www.gov.uk/education/phonics>

Phonics Screening & RWI information - [oxfordowls.co.uk](http://oxfordowls.co.uk)

Phonics Games – <https://www.phonicsplay.co.uk/>

Phonics Lessons – Coombes Media

<https://www.youtube.com/channel/UCcVhDwoUhLFzxc9EPPLYQSQ>

Create your own check - <http://www.oxfordphonicschecksupport.co.uk/>



PhonicsPlay



Phonics screening check

